

MONTHLY MEMBERSHIP PROGRESS REPORT

District 14 U

Results as of: 11/30/2023

GMT:

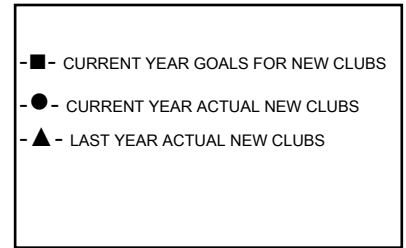
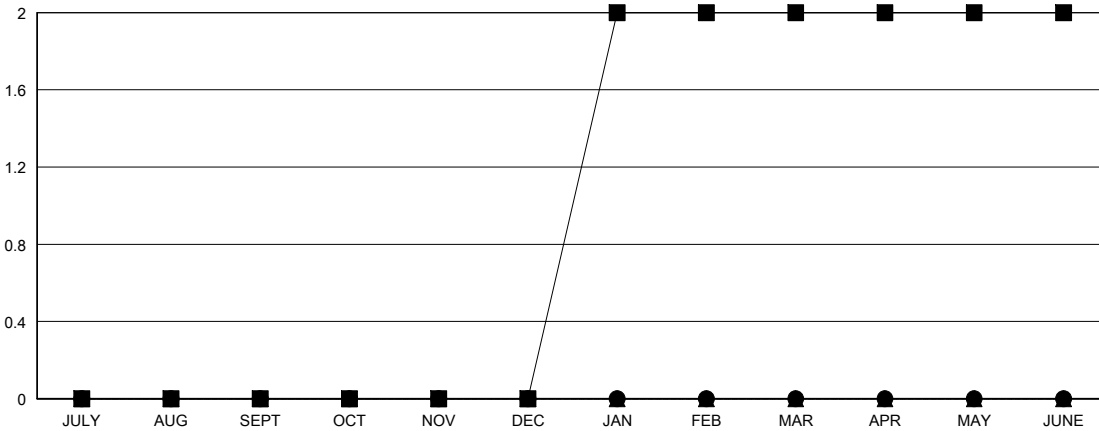
LOCATION PENNSYLVANIA

GMT CA

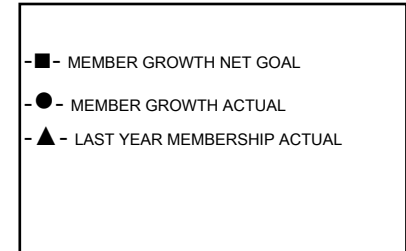
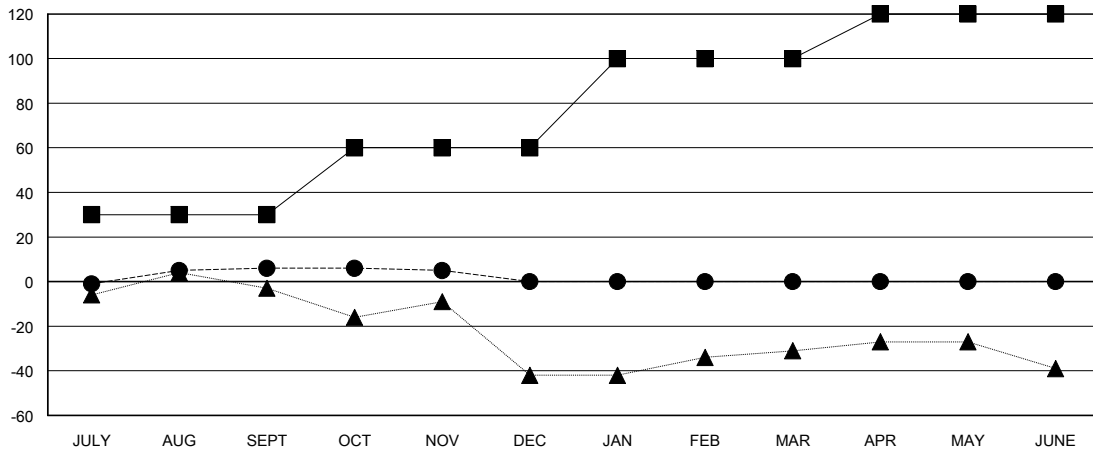
Clubs			
RESULTS FOR 2023-2024			
QUARTER	NEW CLUB GOAL	NEW CLUBS	DROPPED CLUBS
JULY/AUG/SEPT	0	0	0
OCT/NOV/DEC	0	0	0
JAN/FEB/MAR	2	0	0
APR/MAY/JUNE	0	0	0

Members			
RESULTS FOR 2023-2024			
QUARTER	MEMBER GROWTH NET GOAL	MEMBER GROWTH ACTUAL	DROPPED MEMBERS ACTUAL (including transfers)
JULY/AUG/SEPT	30	16	9
OCT/NOV/DEC	30	9	10
JAN/FEB/MAR	40	0	0
APR/MAY/JUNE	20	0	0

GOALS AND ACTUAL NEW CLUBS CUMULATIVE



GOALS AND ACTUAL MEMBERS CUMULATIVE



DROPPED CLUBS: 0	11 CLUBS OF 28 ADDED 1 OR MORE NEW MEMBERS	GENDER DISTRIBUTION	
		MALE 567 (65.17%)	FEMALE 303 (34.83%)
DROPPED MEMBERS		CLICK HERE FOR CUMULATIVE MEMBERSHIP DATA	TOTAL FAMILY UNIT MEMBERS 195
DECEASED 2	CLUB CANCELLED 0		FAMILY MEMBERS PAYING HALF DUES 100
OTHER 17	TOTAL 19		